

A THEORETICAL AND NUMERICAL DETERMINATION OF OPTIMAL SHIP FORMS BASED ON MICHELL'S WAVE RESISTANCE

JULIEN DAMBRINE, MORGAN PIERRE, AND GERMAIN ROUSSEAU

ABSTRACT. We determine the parametric hull of a given volume which minimizes the total water resistance for a given speed of the ship. The total resistance is the sum of Michell's wave resistance and of the viscous resistance, approximated by assuming a constant viscous drag coefficient. We prove that the optimized hull exists, is unique, symmetric, smooth and that it depends continuously on the speed. Numerical simulations show the efficiency of the approach, and complete the theoretical results.

Keywords: Quadratic programming, obstacle problem, Sobolev space, Uzawa algorithm.

1. INTRODUCTION

The resistance of water to the motion of a ship is traditionally represented as the sum of two terms, the wave resistance and the viscous resistance (which corresponds itself to the sum of the frictional and eddy resistance). Michell's thin-ship theory [23, 24] provides an explicit formula of the wave resistance for a given speed and for a hull expressed in parametric form, with parameters in the region of the plane of symmetry. It is therefore a natural question to search the hull of a given volume which minimizes Michell's wave resistance for a given speed. Unfortunately, this problem is known to be ill-posed [18, 33]: it is underdetermined, so that additional constraints should be imposed in order to provide a solution. The latter approach has been successfully performed by several authors, from a theoretical and computational point of view, starting in the 1930's with Weinblum (see [35] and references in [18]), Pavlenko [28], until more recently [6, 8, 10, 12, 13, 21].

In this paper, instead of using Michell's formula alone as an optimization criterion, we propose to use the total resistance, by adding to Michell's wave resistance a term approximating the viscous resistance; this term is obtained by assuming a constant viscous drag coefficient in the framework of the thin-ship approximation. Our approach, which results in quadratic programming, has already been considered from a numerical point of view in [19]. From a theoretical point of view, a similar approach has been made in [22], but the additional term was more complex to deal with, and the analysis was therefore incomplete.

Here, we prove that minimizing this total resistance for a given speed, among the parametric hulls having a fixed volume and a fixed domain of parameters, is a well-posed problem. We also prove that the optimized hull is a smooth and symmetric form, which depends continuously on the speed. Our theoretical results also include the case where Michell's wave resistance for an infinite fluid is replaced by Sretensky's formula in an infinitely deep and laterally confined fluid [33]. For the numerical

simulations, made with the `Scilab` software¹, we use an efficient Q^1 finite element discretization of the problem (use of “tent functions”). We recover results similar to those in [19]; in particular, for moderate values of the velocity, we obtain the famous bulbous bow which reduces the wave resistance [14, 18]. In addition, we give numerical evidence that using Michell’s wave resistance as an optimization criterion results in an ill-posed problem, and we obtain a theoretical lower bound on the degrees of freedom that should be used in order to minimize efficiently the wave resistance.

Of course, nowadays, computational fluid dynamics (CFD) provide more precise tools for ship hull optimization (see, for instance, [11, 25, 27, 29, 31, 36]). However, in spite of its well-known limitations (see [6] for a review of these limitations), Michell’s formula for the wave resistance remains a powerful tool for theoretical and computational purposes. The simplicity of our formulation allows us to obtain theoretical results which are at the present moment out of reach when considering the full 3-dimensional incompressible Navier-Stokes equations. Moreover, our numerical approach is much faster than standard CFD computations.

The optimization problem is formulated in Section 2. Well-posedness and related theoretical results are proved in Section 3. Numerical methods are explained in Section 4, and the numerical results are given and commented in Section 5.

2. FORMULATION OF THE OPTIMIZATION PROBLEM

Consider a ship moving with constant velocity on the surface of an unbounded fluid. A coordinated system fixed with respect to the ship is introduced. The origin is located at midship in the center line plane, the xy -plane is the undisturbed water surface, the positive x -axis is in the direction of motion and the z -axis is vertically downward.

The hull is assumed to be symmetric with respect to the vertical xz -plane, with length L and draft T . The immersed hull surface is represented by a continuous nonnegative function

$$y = f(x, z) \geq 0, \quad x \in [-L/2, L/2], \quad z \in [0, T],$$

with $f(\pm L/2, z) = 0$ (for all z) and $f(x, T) = 0$ (for all x).

It is assumed that the fluid is incompressible, inviscid and that the flow is irrotational. The effects of surface tension are neglected. The motion has persisted long enough so that a steady state has been reached. Michell’s theory [23] shows that the wave resistance can be computed by

$$R_{Michell} = \frac{4\rho g^2}{\pi U^2} \int_1^\infty (I(\lambda)^2 + J(\lambda)^2) \frac{\lambda^2}{\sqrt{\lambda^2 - 1}} d\lambda, \quad (2.1)$$

with

$$I(\lambda) = \int_{-L/2}^{L/2} \int_0^T \frac{\partial f(x, z)}{\partial x} \exp\left(-\frac{\lambda^2 gz}{U^2}\right) \cos\left(\frac{\lambda gx}{U^2}\right) dx dz, \quad (2.2)$$

$$J(\lambda) = \int_{-L/2}^{L/2} \int_0^T \frac{\partial f(x, z)}{\partial x} \exp\left(-\frac{\lambda^2 gz}{U^2}\right) \sin\left(\frac{\lambda gx}{U^2}\right) dx dz. \quad (2.3)$$

Here, U (in $\text{m} \cdot \text{s}^{-1}$) is the speed of the ship, ρ (in $\text{kg} \cdot \text{m}^{-3}$) is the (constant) density of the fluid, and g (in $\text{m} \cdot \text{s}^{-2}$) is the standard gravity. The double integrals $I(\lambda)$

¹`Scilab` is freely available at <http://www.scilab.org/>

and $J(\lambda)$ are in m^2 , and R_{Michell} (in Newton) has the dimension of a force. The integration parameter λ has no dimension: it can be interpreted as $\lambda = 1/\cos\theta$, where θ is the angle at which the wave is propagating [9].

In order to derive formula (2.1), Michell used a linear theory and made additional assumptions known as the ‘‘thin ship theory’’ (see [24] for details). In particular, it is assumed that the angles made by the hull surface with the longitudinal plane of symmetry are small, i.e.

$$|\partial_x f| \ll 1 \quad \text{and} \quad |\partial_z f| \ll 1 \quad \text{in} \quad [-L/2, L/2] \times [0, T]. \quad (2.4)$$

For simplicity, we define

$$v = g/U^2 > 0 \quad \text{and} \quad T_f(v, \lambda) = I(\lambda) - iJ(\lambda),$$

where I and J are given by (2.2)-(2.3). Then

$$T_f(v, \lambda) = \int_{-L/2}^{L/2} \int_0^T \partial_x f(x, z) e^{-\lambda^2 v z} e^{-i\lambda v x} dx dz, \quad (2.5)$$

and R_{Michell} can be written

$$R(v, f) = \frac{4\rho g v}{\pi} \int_1^\infty |T_f(v, \lambda)|^2 \frac{\lambda^2}{\sqrt{\lambda^2 - 1}} d\lambda. \quad (2.6)$$

The number v (in m^{-1}) is known as the Kelvin wave number for the transverse waves in deep water [15]. Notice that ρ and g are fixed, so R depends only on v , i.e. the speed U , and on f , i.e. the form of the hull.

In view of numerical computations, we let $\Lambda \gg 1$ denote a real number and we replace $R(v, f)$ by the functional

$$(v, f) \mapsto \frac{4\rho g v}{\pi} \int_1^\Lambda |T_f(v, \lambda)|^2 \frac{\lambda^2}{\sqrt{\lambda^2 - 1}} d\lambda. \quad (2.7)$$

For the numerical computation, we actually use a numerical integration formula of the form

$$\frac{4\rho g v}{\pi} \int_1^\Lambda |T_f(v, \lambda)|^2 \frac{\lambda^2}{\sqrt{\lambda^2 - 1}} d\lambda \approx \frac{4\rho g v}{\pi} \sum_{j=1}^{J^*} \omega_j |T_f(v, \lambda_j)|^2, \quad (2.8)$$

with positive weights $\omega_j > 0$, and with nodes $\lambda_j \in [1, \Lambda]$, $j = 1, 2, \dots, J^*$, where J^* is a well-chosen positive integer (see (4.35)).

In order to take into account the two formulations (2.7) and (2.8) in our analysis, we consider more generally a wave resistance of the form

$$R^\Lambda(v, f) = \frac{4\rho g v}{\pi} \int_1^\Lambda |T_f(v, \lambda)|^2 d\mu(\lambda), \quad (2.9)$$

where μ is a nonnegative and finite borelian measure on $[1, \Lambda]$. Such a formulation also includes (a truncation of) Sretensky’s summation formula for the wave resistance of a thin ship in a laterally confined and infinitely deep fluid [33].

We point out that our well-posedness result holds also for the functional $R(v, f)$ defined by (2.6) or for Sretensky’s formula [33] (see Remark 3.2), but otherwise, setting $\Lambda < \infty$ simplifies the analysis, because the integral $\int_1^\infty \lambda^2 (\lambda^2 - 1)^{-1/2} d\lambda$ diverges at ∞ .

Let us turn now to the term representing the viscous resistance, or *viscous drag* [26]. It reads

$$R_{drag} = \frac{1}{2} \rho U^2 C_d A,$$

where C_d is the viscous drag coefficient (which at some extent can be considered constant within the family of slender bodies), and A is the surface area of the ship's wetted hull. When the graph of f represents the ship's hull, A is given by:

$$A = 2 \int_{\Omega} \sqrt{1 + |\nabla f(x, z)|^2} dx dz, \quad (2.10)$$

where here and below, $\Omega = (-L/2, L/2) \times (0, T)$. When the ship is slender (*i.e.* $|\nabla f|$ uniformly small, see (2.4)), one can give a good approximation of the above integral by performing a Taylor expansion of $\sqrt{1 + |\nabla f|^2}$ at first order, for small values of $|\nabla f|^2$:

$$A/2 = 1 + \frac{1}{2} \int_{\Omega} |\nabla f(x, z)|^2 dx dz + o(\|\nabla f\|_{\infty}). \quad (2.11)$$

The approximation of the viscous drag for small ∇f then reads:

$$R_{drag} = \rho U^2 C_d \left(1 + \frac{1}{2} \int_{\Omega} |\nabla f(x, z)|^2 dx dz \right).$$

Minimizing R_{drag} is the same as minimizing the following quantity:

$$R_{drag}^* = \frac{1}{2} \rho U^2 C_d \int_{\Omega} |\nabla f(x, z)|^2 dx dz.$$

By setting

$$\varepsilon = \frac{1}{2} \rho U^2 C_d, \quad (2.12)$$

we obtain

$$R_{drag}^* = \varepsilon \int_{\Omega} |\nabla f(x, z)|^2 dx dz.$$

The parameter ε (in Pa) is positive; it can be interpreted as a dynamical pressure, as in Bernoulli's law.

The total water resistance functional $N^{\Lambda, \varepsilon}(v, \cdot)$ is the sum of the wave resistance and of the viscous drag R_{drag}^* :

$$N^{\Lambda, \varepsilon}(v, f) := R^{\Lambda}(v, f) + \varepsilon \int_{\Omega} |\nabla f(x, z)|^2 dx dz,$$

where R^{Λ} is defined by (2.9). We will minimize $N^{\Lambda, \varepsilon}(v, \cdot)$, among admissible functions. Notice that the additional term $\int_{\Omega} |\nabla f(x, z)|^2 dx dz$ is isotropic, *i.e.* that no direction is privileged in the (x, z) plane. This term guarantees that the derivatives of a minimizer f are defined in the space $L^2(\Omega)$ of square integrable function. Since we seek a minimizer, the additional term is small, thus fulfilling the thin ship assumptions (2.4) in an integral sense (rather than pointwise).

The function space is now clear from the additional term, and we therefore introduce the space

$$H = \{ f \in H^1(\Omega) : f(\pm L/2, \cdot) = 0 \text{ and } f(\cdot, T) = 0 \text{ in the sense of traces} \},$$

where $H^1(\Omega)$ denotes the standard L^2 -Sobolev space (see, for instance, [4]). H is a closed subspace of $H^1(\Omega)$, so it is a Hilbert space for the standard $H^1(\Omega)$ -norm. We recall that

$$f \mapsto \int_{\Omega} |\nabla f(x, z)|^2 dx dz$$

is a norm on H , which is equivalent to the standard $H^1(\Omega)$ -norm [4]. This is due to the boundary values imposed in the definition of H .

Let $V > 0$ be the (half-)volume of an immersed hull. The set of admissible functions is the closed convex subset of H defined by

$$C_V = \left\{ f \in H : \int_{\Omega} f(x, z) dx dz = V \text{ and } f \geq 0 \text{ a.e. in } \Omega \right\}.$$

Our **optimization problem** $\mathcal{P}^{\Lambda, \varepsilon}$ reads: for a given Kelvin wave number v and for a given volume $V > 0$, find the function f^* which minimizes $N^{\Lambda, \varepsilon}(v, f)$ among functions $f \in C_V$.

3. RESOLUTION OF THE OPTIMIZATION PROBLEM

3.1. Well-posedness of the problem. Unless otherwise stated, the parameters $\rho > 0$, $g > 0$, $V > 0$, $\Lambda > 0$, $v > 0$ and $\varepsilon > 0$ are fixed. We have:

Theorem 3.1. *Problem $\mathcal{P}^{\Lambda, \varepsilon}$ has a unique solution $f^{\varepsilon, v} \in C_V$. Moreover, $f^{\varepsilon, v}$ is even with respect to x .*

Proof. The Hilbertian norm $f \mapsto N^{\Lambda, \varepsilon}(v, f)$ is strictly convex on H , because $f \mapsto R^{\Lambda}(v, f)$ is convex and $f \mapsto \int_{\Omega} |\nabla f(x, z)|^2 dx dz$ is strictly convex. Since the set C_V is convex, any minimizer is unique.

Let now (f_n) be a minimizing sequence in C_V . Then (f_n) is bounded in H , and we can extract a subsequence, still denoted (f_n) , such that f_n converges weakly in H to some f . Since C_V is a convex set which is closed for the strong topology, C_V is also closed for the weak topology (see, e.g., [4]), so f belongs to C_V . Since $\partial_x f_n \rightarrow \partial_x f$ weakly in $L^2(\Omega)$, $T_{f_n}(v, \lambda) \rightarrow T_f(v, \lambda)$ for every $\lambda > 0$. Thus, by Fatou's lemma,

$$R^{\Lambda}(v, f) \leq \liminf_n R^{\Lambda}(v, f_n).$$

Moreover, the norm $\int_{\Omega} |\nabla \cdot|$ is lower semi-continuous for the weak H^1 -topology. This implies that

$$N^{\Lambda, \varepsilon}(v, f) \leq \liminf_n N^{\Lambda, \varepsilon}(v, f_n),$$

and this shows the minimality of f .

Next, we prove that the minimizer f is even with respect to x . For a function $h \in H$, let \check{h} be the function in H defined by $\check{h}(x, z) = h(-x, z)$ a.e. We notice that if $h \in C_V$, then $\check{h} \in C_V$. It is also easily seen that $R^{\Lambda}(v, \check{h}) = R^{\Lambda}(v, h)$ for all $h \in H$ (use definitions (2.2)-(2.3) and a change of variable $x \rightarrow -x$). Thus \check{f} is a function in C_V such that $N^{\Lambda, \varepsilon}(v, \check{f}) = N^{\Lambda, \varepsilon}(v, f)$. By uniqueness of the minimizer, $\check{f} = f$. \square

Remark 3.2. This well-posedness result and its proof are also valid if one uses Michell's wave resistance $R(v, f)$ instead of $R^{\Lambda}(v, f)$ in the definition of the function $N^{\Lambda, \varepsilon}$. A similar statement holds for Sretensky's wave resistance [33] in a laterally confined and infinitely deep fluid.

The following assertion shows that when ε is small, our optimal solution is an approximate solution to the non-regularized optimization problem, i.e. the problem of finding a ship with minimal wave resistance.

Proposition 3.3. *The minimum value $N^{\Lambda, \varepsilon}(v, f^{\varepsilon, v})$ tends to*

$$m^{\Lambda, v} := \inf_{f \in C_V} R^\Lambda(v, f)$$

as ε tends to 0.

Proof. Let $\beta > 0$. By definition of the infimum, there exists $f \in C_V$ such that $m^{\Lambda, v} \leq R^\Lambda(v, f) < m^{\Lambda, v} + \beta$. We choose $\varepsilon_0 > 0$ small enough so that

$$\varepsilon_0 \int_{\Omega} |\nabla f|^2 < \beta.$$

We have

$$N^{\Lambda, \varepsilon_0}(v, f^{\varepsilon_0, v}) \leq N^{\Lambda, \varepsilon_0}(v, f) \leq R^\Lambda(v, f) + \beta.$$

Thus, for all $\varepsilon \in (0, \varepsilon_0)$, we have

$$m^{\Lambda, v} < N^{\Lambda, \varepsilon}(v, f^{\varepsilon, v}) \leq N^{\Lambda, \varepsilon}(v, f^{\varepsilon_0, v}) \leq N^{\Lambda, \varepsilon_0}(v, f^{\varepsilon_0, v}) \leq m^{\Lambda, v} + 2\beta.$$

Since $\beta > 0$ is arbitrary, the proof is complete. \square

3.2. Continuity of the optimum with respect to v . In this section, we prove that $f^{\varepsilon, v}$ changes continuously as the parameter v changes. We first notice:

Proposition 3.4. *The linear operator $f \mapsto (\lambda \mapsto T_f(v, \lambda))$ is bounded from H into $L^2([1, \Lambda], \mu)$.*

Proof. By the Cauchy-Schwarz inequality,

$$\begin{aligned} |T_f(v, \lambda)|^2 &\leq \|\partial_x f\|_{L^2(\Omega)}^2 \int_{\Omega} e^{-2\lambda^2 v z} dx dz \\ &\leq \|\partial_x f\|_{L^2(\Omega)}^2 \frac{L}{2\lambda^2 v}. \end{aligned} \quad (3.1)$$

Thus,

$$\|T_f(v, \lambda)\|_{L^2([1, \Lambda], \mu)} \leq \|\partial_x f\|_{L^2(\Omega)} \left(\frac{L}{2v}\right)^{1/2} \mu([1, \Lambda])^{1/2},$$

and this proves the claim, since $\mu([1, \Lambda]) < \infty$ by assumption (cf. (2.9)). \square

In particular, by definition (2.9),

$$R^\Lambda(v, f) = \frac{4\rho g v}{\pi} \|T_f(v, \lambda)\|_{L^2([1, \Lambda], \mu)}^2 \quad (3.2)$$

is well defined for all $f \in H$, and $f \mapsto R^\Lambda(v, f)$ is a continuous nonnegative quadratic form on H .

The following result will prove useful:

Lemma 3.5. *Let (v_n) be a sequence of positive real numbers such that $v_n \rightarrow \bar{v} > 0$, and let (h_n) be a sequence in H such that $h_n \rightarrow h$ weakly in H . Then $R^\Lambda(v_n, h_n) \rightarrow R^\Lambda(\bar{v}, h)$.*

Proof. let $k(v, \lambda, x, z) = e^{-\lambda^2 v z} e^{-i\lambda v x}$ denote the kernel of T_f . By the mean value inequality, for all $\lambda \in [1, \Lambda]$, for all $x \in [-L/2, L/2]$ and for all $z \in [0, T]$, we have

$$|k(v_n, \lambda, x, z) - k(v, \lambda, x, z)| \leq (\Lambda^2 T + \Lambda L/2) |v_n - v|.$$

Thus,

$$\begin{aligned} |T_{h_n}(v_n, \lambda) - T_{h_n}(\bar{v}, \lambda)| &\leq (\Lambda^2 T + \Lambda L/2) \int_{\Omega} |\partial_x h_n(x, z)| dx dz |v_n - v| \\ &\leq (\Lambda^2 T + \Lambda L/2) \|\partial_x h_n\|_{L^2(\Omega)} (LT)^{1/2} |v_n - v|, \end{aligned}$$

and so $T_{h_n}(v_n, \lambda) - T_{h_n}(\bar{v}, \lambda) \rightarrow 0$ (in \mathbb{R}) as $n \rightarrow \infty$. Moreover, for all $\lambda \in [1, \Lambda]$,

$$T_{h_n}(\bar{v}, \lambda) - T_h(\bar{v}, \lambda) \rightarrow 0$$

since $\partial_x h_n$ converges to $\partial_x h$ weakly in $L^2(\Omega)$. We deduce from the triangle inequality that for all $\lambda \in [1, \Lambda]$,

$$T_{h_n}(v_n, \lambda) \rightarrow T_h(\bar{v}, \lambda).$$

Estimate (3.1) in the proof of Proposition 3.4 shows that $|T_{h_n}(v_n, \lambda)|$ is bounded by a constant independent of n and $\lambda \in [1, \Lambda]$. Since the total measure μ is finite on $[1, \Lambda]$, we can apply Lebesgue's dominated convergence theorem, which yields

$$\|T_{h_n}(v_n, \lambda)\|_{L^2([1, \Lambda], \mu)} \rightarrow \|T_h(\bar{v}, \lambda)\|_{L^2([1, \Lambda], \mu)}.$$

The claim follows from (3.2). \square

We can now state:

Theorem 3.6. *Let $\bar{v} > 0$. Then $f^{\varepsilon, v}$ converges strongly in H to $f^{\varepsilon, \bar{v}}$ as $v \rightarrow \bar{v}$.*

Proof. Let (v_n) be a sequence of positive real numbers such that $v_n \rightarrow \bar{v}$. Our goal is to show that f^{ε, v_n} tends to $f^{\varepsilon, \bar{v}}$ strongly in H .

First, we claim that the sequence of functionals $(N^{\Lambda, \varepsilon}(v_n, \cdot))_n$ Γ -converges to $N^{\Lambda, \varepsilon}(\bar{v}, \cdot)$ for the weak topology in H (see, e.g. [3]). Indeed, let (h_n) be a sequence in H such that $h_n \rightarrow h$ weakly in H . Lemma 3.5 shows that $R^\Lambda(v_n, h_n) \rightarrow R^\Lambda(\bar{v}, h)$. Using the lower semicontinuity of the norm in H , we deduce that

$$N^{\Lambda, \varepsilon}(\bar{v}, h) \leq \liminf_n N^{\Lambda, \varepsilon}(v_n, h_n). \quad (3.3)$$

Moreover, for any $h \in H$, using Lemma 3.5 again, we obtain

$$N^{\Lambda, \varepsilon}(\bar{v}, h) = \lim_{n \rightarrow +\infty} N^{\Lambda, \varepsilon}(v_n, h). \quad (3.4)$$

This proves the claim.

Next, we notice that the sequence f^{ε, v_n} is bounded in H , since for any choice of $h \in C_V$, we have

$$\varepsilon \frac{\rho g}{2v_n} \int_{\Omega} |\nabla f^{\varepsilon, v_n}|^2 \leq N^{\Lambda, \varepsilon}(v_n, f^{\varepsilon, v_n}) \leq N^{\Lambda, \varepsilon}(v_n, h),$$

and the sequence $N^{\Lambda, \varepsilon}(v_n, h)$ is bounded by (3.4). Thus, the sequence f^{ε, v_n} has an accumulation point (in C_V) for the weak topology in H ; the Γ -convergence result (which is also valid in C_V) implies that any accumulation point is a minimizer of $N^{\Lambda, \varepsilon}(\bar{v}, \cdot)$, i.e. $f^{\varepsilon, \bar{v}}$. Uniqueness of the minimizer implies that the whole sequence converges weakly in H to $f^{\varepsilon, \bar{v}}$.

Finally, we notice that

$$N^{\Lambda, \varepsilon}(v_n, f^{\varepsilon, v_n}) \leq N^{\Lambda, \varepsilon}(v_n, f^{\varepsilon, \bar{v}}),$$

and this, together with (3.3) and (3.4), implies that

$$\lim_{n \rightarrow +\infty} N^{\Lambda, \varepsilon}(v_n, f^{\varepsilon, v_n}) = N^{\Lambda, \varepsilon}(\bar{v}, f^{\varepsilon, \bar{v}}).$$

As a consequence, by Lemma 3.5, $\lim_{n \rightarrow +\infty} \int_{\Omega} |\nabla f^{\varepsilon, v_n}|^2 = \int_{\Omega} |\nabla f^{\varepsilon, \bar{v}}|^2$, so f^{ε, v_n} converges strongly in H to $f^{\varepsilon, \bar{v}}$. This concludes the proof. \square

Remark 3.7. If ε is a (strictly) positive and continuous function of v , then a simple adaptation of the proof above shows that Theorem 3.6 is still valid. This is the case if $\varepsilon = C_d \rho g / (2v)$ with C_d constant, as in (2.12).

3.3. Regularity of the solution. In this section, we prove the $W^{2,p}$ regularity of the solution for all $p < \infty$, by using the regularity of the non-constrained optimization problem.

As a shortcut, we define

$$a(u, w) = \varepsilon \int_{\Omega} \nabla u \cdot \nabla w \, dx dz \quad (u, w) \in H \times H,$$

so that a is a continuous bilinear form on H ; a is also coercive, i.e.

$$a(u, u) > 0 \quad \forall u \in H \setminus \{0\},$$

and the Hilbertian norm $a \mapsto a(u, u)^{1/2}$ is equivalent to the H^1 -norm on H . Since the domain Ω is a rectangle, the space H is dense in $L^2(\Omega)$, and we have the continuous injections $H \hookrightarrow L^2(\Omega) \hookrightarrow H'$. We can define A the operator from H into H' such that

$$a(u, w) = \langle Au, w \rangle \quad \forall u, w \in H, \quad (3.5)$$

where $\langle \cdot, \cdot \rangle$ denotes the duality product $H' \times H$.

Let finally $H^+ = \{f \in H : f \geq 0 \text{ a.e. in } \Omega\}$ and

$$k(x, z, x', z') = \frac{4\rho g v^3}{\pi} \int_1^{\Lambda} \lambda^2 \cos(\lambda v(x - x')) e^{-\lambda^2 v(z+z')} d\mu(\lambda).$$

Regularity of a minimizer is a consequence of the Euler-Lagrange equation, which reads:

Proposition 3.8. *The solution $f \equiv f^{\varepsilon, v}$ of problem $\mathcal{P}^{\Lambda, \varepsilon}$ satisfies the variational inequality*

$$\begin{aligned} a(f, h - f) + \int_{\Omega} \left(\int_{\Omega} k(x, z, x', z') f(x', z') dx' dz' \right) (h - f) dx dz \\ \geq C \int_{\Omega} (h - f) dx dz \quad \forall h \in H^+, \end{aligned}$$

for some constant $C \in \mathbb{R}$.

Proof. Using the bilinear form a , and performing an integration by parts with respect to x in formulas (2.2)-(2.3), for $h \in H$, we have

$$N^{\Lambda, \varepsilon}(h) = a(h, h) + \frac{4\rho g v}{\pi} \int_1^{\Lambda} I_h(\lambda, v)^2 + J_h(\lambda, v)^2 d\mu(\lambda),$$

where

$$I_h(\lambda, v) = \lambda v \int_{\Omega} h(x, z) e^{-\lambda^2 v z} \sin(\lambda v x) dx dz,$$

$$J_h(\lambda, v) = -\lambda v \int_{\Omega} h(x, z) e^{-\lambda^2 v z} \cos(\lambda v x) dx dz.$$

Let now $h \in H^+$ and set

$$\varphi(t) = V(f + t(h - f)) / \left(\int_{\Omega} f + t(h - f) \right) \quad t \geq 0,$$

so that $\varphi(t) \in C_V$ for all $t \geq 0$ and $\varphi(0) = f$. Then $N^{\Lambda, \varepsilon}(\varphi(t)) \geq N^{\Lambda, \varepsilon}(f)$, so

$$\frac{d}{dt} N^{\Lambda, \varepsilon}(\varphi(t))|_{t=0} \geq 0.$$

Computing, we have $\varphi'(0) = (h - f) - f \int_{\Omega} (h - f) / V$ and

$$\begin{aligned} \frac{d}{dt} N^{\Lambda, \varepsilon}(\varphi(t))|_{t=0} &= 2a(f, \varphi'(0)) \\ &\quad + \frac{8\rho g v}{\pi} \int_1^{\Lambda} I_f(\lambda, v) I_{\varphi'(0)}(\lambda, v) + J_f(\lambda, v) J_{\varphi'(0)}(\lambda, v) d\mu(\lambda). \end{aligned}$$

The expected variational inequality is obtained with the constant

$$C = a(f, f) / V + \frac{4\rho g v}{\pi V} \int_1^{\Lambda} I_f(\lambda, v)^2 + J_f(\lambda, v)^2 d\mu(\lambda),$$

by an application of Fubini's theorem. \square

For sake of completeness, we recall the following classical result which relates the regularity of the constrained problem to the regularity of the unconstrained problem. Let $C_c^{\infty}(\Omega)$ denote the space of smooth functions with compact support in Ω , and let

$$C_c^{\infty}(\Omega)^+ = \{\varphi \in C_c^{\infty}(\Omega) : \varphi \geq 0 \text{ in } \Omega\}.$$

We say that two elements $w, z \in H'$ satisfy $w \geq z$ if $\langle w, \varphi \rangle \geq \langle z, \varphi \rangle$ for all $\varphi \in C_c^{\infty}(\Omega)^+$.

Theorem 3.9. *Let $w \in L^2(\Omega)$. The solution $f \in H^+$ of the variational problem*

$$a(f, h - f) \geq \langle w, h - f \rangle \quad \forall h \in H^+ \quad (3.6)$$

satisfies $Af \geq w$ and $w^+ \geq Af$, where A is defined by (3.5).

Proof. The first inequality is obtained by choosing $h = f + \varphi$ with φ arbitrary in $C_c^{\infty}(\Omega)^+$. For the second inequality, we consider the solution σ of the following variational problem:

$$\begin{cases} \sigma \in H, \sigma \leq f \\ a(\sigma, h - \sigma) \geq \langle w^+, h - \sigma \rangle \quad \forall h \in H \text{ such that } h \leq f. \end{cases} \quad (3.7)$$

The existence of σ is standard (see, for instance, [16]). We will prove that

$$\sigma = f. \quad (3.8)$$

Then, choosing $h = f - \varphi$ in (3.7), with φ arbitrary in $C_c^{\infty}(\Omega)^+$, we find

$$a(f, -\varphi) \geq \langle w^+, -\varphi \rangle,$$

which is the second expected inequality.

In order to prove (3.8), we first show that $\sigma \geq 0$ a.e. in Ω . Since $f \geq 0$ and $\sigma \leq f$, we have $\sigma^+ \leq f$. We can therefore choose $h = \sigma^+$ in (3.7), and we obtain

$$a(\sigma, \sigma^-) \geq \langle w^+, \sigma^- \rangle.$$

Since $a(\sigma^+, \sigma^-) = 0$, this implies

$$-a(\sigma^-, \sigma^-) \geq \langle w^+, \sigma^- \rangle \geq 0,$$

and so $\sigma^- = 0$ by coercivity of a .

Thus, $\sigma \geq 0$ a.e. in Ω , and we can choose $h = \sigma$ in (3.6). This yields

$$a(f, \sigma - f) \geq \langle w, \sigma - f \rangle,$$

and so

$$a(f - \sigma, \sigma - f) \geq \langle w, \sigma - f \rangle + a(\sigma, f - \sigma) \geq \langle w^-, f - \sigma \rangle \geq 0,$$

where we used (3.7) with $h = f$. By coercivity of a again, we obtain (3.8). \square

We can now state our regularity result. The space $W^{2,p}(\Omega)$ is the $L^p(\Omega)$ -Sobolev space [4], and $C^1(\overline{\Omega})$ denote the space of functions f which are continuously differentiable in Ω and such that f and ∇f are uniformly continuous in Ω .

Theorem 3.10. *The solution $f^{\varepsilon,v}$ of problem $\mathcal{P}^{\Lambda,\varepsilon}$ belongs to $W^{2,p}(\Omega)$ for all $1 \leq p < \infty$. In particular, $f^{\varepsilon,v} \in C^1(\overline{\Omega})$.*

Proof. By Proposition 3.8, the solution $f \equiv f^{\varepsilon,v}$ satisfies (3.6) with w defined by

$$w(x, z) = C - \int_{\Omega} k(x, z, x', z') f(x', z') dx' dz'.$$

In particular, w belongs to $L^\infty(\Omega)$ with

$$\|w\|_{L^\infty(\Omega)} \leq |C| + \|k\|_{L^\infty(\Omega \times \Omega)} |\Omega|^{1/2} \|f\|_{L^2(\Omega)} < +\infty,$$

since

$$\|k\|_{L^\infty(\Omega \times \Omega)} \leq \frac{4\rho g v^3}{\pi} \int_1^\Lambda \lambda^2 d\mu(\lambda) < +\infty.$$

Thus, by Theorem 3.9, $Af = \tilde{w}$ with $w \leq \tilde{w} \leq w^+$, so $\tilde{w} \in L^\infty(\Omega)$. We can use the regularity of the Laplacian on a rectangle with Dirichlet boundary condition on three sides and Neumann boundary condition on one side (Lemma 4.4.3.1 and Theorem 4.4.3.7 in [7]): we conclude that the solution $f \in H$ of $Af = \tilde{w}$ belongs to $W^{2,p}(\Omega)$ for all $1 \leq p < \infty$. For p large enough, we have the Sobolev injection $W^{2,p}(\Omega) \subset C^1(\overline{\Omega})$ [1], and this concludes the proof. \square

Remark 3.11. The global regularity result obtained in Theorem 3.10 is optimal because the domain Ω is a rectangle, so that even for the unconstrained problem, we do not expect a better global regularity in general [7]. However, in the open set $\{f^{\varepsilon,v} > 0\}$, the function $f^{\varepsilon,v}$ is obviously C^∞ , by a classical bootstrap argument [4]; otherwise, $f^{\varepsilon,v}$ has the $C_{loc}^{1,1}(\Omega)$ regularity which is optimal for obstacle-type problems [30].

3.4. Three remarks on the limit case $\varepsilon = 0$. In this section, for the reader's convenience, we recall three results from [18, chapter 6], which are related to our minimization problem in the limiting case $\varepsilon = 0$. The first two results are due to Krein.

We first have:

Proposition 3.12. *If the wave resistance R^Λ is computed by the integral (2.7), then for all $v > 0$ and for all $f \in C_V$, $R^\Lambda(v, f) > 0$.*

Proof. Let $v > 0$, $f \in C_V$ and assume by contradiction that $R^\Lambda(v, f) = 0$. Then by (2.7), $T_f(v, \lambda) = 0$ for every $\lambda \in [1, \Lambda]$, and by analyticity, $T_f(v, \lambda) = 0$ for all $\lambda \in \mathbb{R}$. Integrating by parts with respect to x and using $f(-L/2, z) = f(L/2, z) = 0$, we obtain:

$$0 = T_f(v, \lambda) = i\lambda v \int_{-L/2}^{L/2} \int_0^T f(x, z) e^{-\lambda^2 v z} e^{-i\lambda v x} dx dz \quad (\lambda \in \mathbb{R}).$$

Next, we use that the Fourier transform of a Gaussian density is known:

$$\int_{\mathbb{R}} e^{-\lambda^2 v z'} e^{-i\lambda v x} = \sqrt{\frac{\pi}{v z'}} e^{-v x^2 / (4 z')} \quad (z' > 0).$$

We multiply $T_f(v, \lambda)$ by $e^{-\lambda^2 a}$ with $a > 0$ and we integrate on \mathbb{R} . By changing the order of integration (which is possible thanks to the new term), we find:

$$\begin{aligned} 0 &= \int_{-L/2}^{L/2} \int_0^T f(x, z) \left(\int_{\mathbb{R}} e^{-\lambda^2 v(z+a)} e^{-i\lambda v x} d\lambda \right) dx dz \\ &= \int_{-L/2}^{L/2} \int_0^T f(x, z) \sqrt{\frac{\pi}{v(a+z)}} e^{-v x^2 / (4(a+z))} dx dz. \end{aligned}$$

This is possible only if f changes sign, hence a contradiction. The result is proved. \square

As pointed out by Krein, in Proposition 3.12, it is essential to assume that the ship has a finite length. Indeed, there exists a ship of infinite length which has a zero wave resistance. More precisely, let $f(x, z) = g(x)h(z)$ with

$$g(x) = \frac{2 \sin^2(ax/2)}{\pi ax^2}$$

for some $a > 0$ and where $h(z)$ is arbitrary. Then we have

$$\int_{\mathbb{R}} g(x) e^{-i\lambda v x} dx = \begin{cases} (1 - |\lambda|v/a) & \text{if } |\lambda| < a/v, \\ 0 & \text{if } |\lambda| \geq a/v. \end{cases}$$

On the other hand, integrating by parts with respect to x in the definition of T_f yields

$$T_f(v, \lambda) = i\lambda v \left(\int_{\mathbb{R}} g(x) e^{-i\lambda v x} dx \right) \left(\int_{\mathbb{R}_+} h(z) e^{-\lambda^2 v z} dz \right).$$

Thus, choosing $a < v$ yields $R^\Lambda(v, f) = 0$ when R^Λ is defined by (2.9). Such a choice of g can be thought of as an endless caravan of ships.

Proposition 3.12 requires that $f \geq 0$ on Ω . If we relax this assumption, for every $v > 0$, it is possible [18] to find $f \in C_c^\infty(\Omega)$ such that $T_f(v, \lambda) = 0$ for all λ . Indeed, let $h \in C_c^\infty(\Omega)$ and set $f = \partial_x^2 h + v \partial_z h$. Using several integration by parts and the identity

$$(\partial_x^2 - v \partial_z) \left(e^{-\lambda^2 v z} e^{-i\lambda v x} \right) = 0,$$

we obtain

$$T_f(v, \lambda) = i\lambda v \int_{-L/2}^{L/2} \int_0^T f(x, z) e^{-\lambda^2 v z} e^{-i\lambda v x} dx dz = 0. \quad (3.9)$$

This shows that the operator $f \mapsto T_f(v, \cdot)$ is far from being one-to-one, as confirmed by the numerical simulations (see Section 5.1.2).

4. NUMERICAL METHODS

In this section, we focus on the discretization of the minimization problem. Recall that the regularized criterion reads

$$N^{\Lambda, \varepsilon}(v, f) = R^{\Lambda}(v, f) + \varepsilon \int_{\Omega} |\nabla f(x, z)|^2 dx dz,$$

where Λ is taken large enough. The set of constraints will insure the fact that:

- the volume of the (immersed) hull is given:

$$\int_{\mathbb{R}^2} f(x, z) dx dz = V;$$

- the hull does not cross the center plane: $f(x, z) \geq 0$;
- the hull is contained in a finite domain given by a box $\Omega = [-L/2, L/2] \times [0, T]$, where: $f(-L/2, \cdot) = f(L/2, \cdot) = f(\cdot, T) = 0$.

The first constraint is an important one, since if no volume was imposed for the hull, the optimal solution to our problem would be $f = 0$, for all target velocities v .

4.1. A Q^1 finite element discretization. We adopt here a finite element approach in the sense that the optimal shape f will be sought in a finite dimensional subspace

$$V^h \subset H \subset H^1(\Omega).$$

We use a cartesian grid which divides the domain $\Omega = (-L/2, L/2) \times (0, T)$ into $N_x \times N_z$ small rectangles of size $\delta x \times \delta z$, where $\delta x = L/N_x$ and $\delta z = T/N_z$. We choose to represent the surface with the help of Q^1 finite-element functions: for every node (x_i, z_i) of the grid, we define the “hat-function”

$$\begin{aligned} e_i(x, z) &= \frac{(x - (x_i - \delta x))(z - (z_i - \delta z))}{\delta x \delta z}, & \text{for } (x, z) \in [x_i - \delta x, x_i] \times [z_i - \delta z, z_i], \\ e_i(x, z) &= \frac{((x_i + \delta x) - x)((z_i + \delta z) - z)}{\delta x \delta z}, & \text{for } (x, z) \in [x_i, x_i + \delta x] \times [z_i, z_i + \delta z], \\ e_i(x, z) &= \frac{(x - (x_i - \delta x))((z_i + \delta z) - z)}{\delta x \delta z}, & \text{for } (x, z) \in [x_i - \delta x, x_i] \times [z_i, z_i + \delta z], \\ e_i(x, z) &= \frac{((x_i + \delta x) - x)(z - (z_i - \delta z))}{\delta x \delta z}, & \text{for } (x, z) \in [x_i, x_i + \delta x] \times [z_i - \delta z, z_i], \\ e_i(x, z) &= 0, & \text{otherwise.} \end{aligned} \tag{4.1}$$

Let us denote :

$$\mathcal{X}_i^+ = [x_i, x_i + \delta x], \tag{4.2}$$

$$\mathcal{X}_i^- = [x_i - \delta x, x_i], \tag{4.3}$$

$$\mathcal{Z}_i^+ = [z_i, z_i + \delta z], \tag{4.4}$$

$$\mathcal{Z}_i^- = [z_i - \delta z, z_i]. \tag{4.5}$$

We can recast e_i in the following manner, which is useful for further calculations:

$$e_i(x, z) = \frac{1}{\delta x \delta z} a_i(x) b_i(z), \tag{4.6}$$

where:

$$a_i(x) = ((x_i + \delta x) - x) \mathbb{1}_{\mathcal{X}_i^+}(x) + (x - (x_i - \delta x)) \mathbb{1}_{\mathcal{X}_i^-}(x), \quad (4.7)$$

$$b_i(z) = ((z_i + \delta z) - z) \mathbb{1}_{\mathcal{Z}_i^+}(z) + (z - (z_i - \delta z)) \mathbb{1}_{\mathcal{Z}_i^-}(z), \quad (4.8)$$

where $\mathbb{1}_A$ is the indicator function of the set A (which is one in A and zero outside of A).

In order to set $f(-L/2, \cdot) = f(L/2, \cdot) = f(\cdot, T) = 0$ once and for all, we only keep the hat-functions which correspond to interior nodes or to nodes (x_i, z_i) such that $z_i = 0$, $x_i \in (-L/2, L/2)$ (i.e. nodes on the upper side of Ω). These hat-functions are indexed from 1 to N_{int} (with $N_{int} = (N_x - 1)(N_z - 1)$) for the interior nodes and from $N_{int} + 1$ to $N = N_{int} + N_x - 1$ for the $N_x - 1$ nodes of the upper side.

The functions $\{e_i(x, z)\}_{i=1\dots N}$ are a basis of V^h , so that the hull surface is represented by:

$$f(x, z) = \sum_{i=1}^N f_i e_i(x, z), \quad (4.9)$$

This identifies the space V^h to \mathbb{R}^N , and in all the following we will denote $F = (f_i)_{i=1\dots N}$ the (column) vector in \mathbb{R}^N corresponding to $f(x, z)$.

The other two constraints described earlier read:

- the volume of the hull is given:

$$\sum_{i=1}^{N_{int}} f_i + \frac{1}{2} \sum_{i=N_{int}+1}^N f_i = \tilde{V},$$

where $\tilde{V} = V/(\delta x \delta z)$;

- the hull does not cross the center plane: $f_i \geq 0$ for $i = 1 \dots N$.

Remark that, from a geometrical point of view, this set of constraints can be seen as a $(N-1)$ -dimensional simplex.

4.2. Approximation of the wave resistance. First, let us recall the expression of Michell's wave resistance as a function of the hull shape. Since the optimal ship has to be symmetric with respect to x (see Theorem 3.1), we drop the antisymmetric contribution I of the hull on the wave resistance:

$$R_{Michell} = \frac{4\rho g^2}{\pi U^2} \int_1^\Lambda J(\lambda)^2 \frac{\lambda^2}{\sqrt{\lambda^2 - 1}} d\lambda,$$

with

$$J(\lambda) = \int_{-L/2}^{L/2} \int_0^T \frac{\partial f(x, z)}{\partial x} \exp\left(-\frac{\lambda^2 g z}{U^2}\right) \sin\left(\frac{\lambda g x}{U^2}\right) dx dz. \quad (4.10)$$

Integrating by parts in (4.10), and denoting $v = g/U^2$, we obtain the simpler expression

$$R_{Michell} = \frac{4\rho g v^3}{\pi} \int_1^\Lambda \tilde{J}^2(\lambda) \frac{\lambda^4}{\sqrt{\lambda^2 - 1}} d\lambda,$$

with

$$\tilde{J}(\lambda) = \int_{\mathbb{R} \times \mathbb{R}^+} f(x, z) e^{-\lambda^2 v z} \cos(\lambda v x) dx dz, \quad (4.11)$$

Since $R_{Michell}$ is a quadratic form with respect to f , when f is given as (4.9), the expression of the wave resistance reads

$$R_{Michell} = \frac{4\rho g v^3}{\pi} F^t M_w F, \quad (4.12)$$

where F^t denotes the transpose of the vector F . Simple calculations give us the $N \times N$ matrix M_w :

$$M_w = \int_1^\Lambda \mathcal{J}(\lambda) \mathcal{J}(\lambda)^t \frac{\lambda^4}{\sqrt{\lambda^2 - 1}} d\lambda, \quad (4.13)$$

where $\mathcal{J}(\lambda)$ is the (column) vector of \mathbb{R}^N given by

$$(\mathcal{J}(\lambda))_i = \int_{\mathbb{R} \times \mathbb{R}^+} e^{-\lambda^2 v z} \cos(\lambda v x) e_i(x, z) dx dz, \quad (4.14)$$

for $i = 1 \dots N$. Every basis function e_i is the product of a polynomial in x by a polynomial in z on every one of the cells (see (4.1)), so one can compute exactly the values of $\mathcal{J}(\lambda)$. Injecting (4.6) into (4.14), we obtain :

$$(\mathcal{J}(\lambda))_i = \int_{\mathbb{R} \times \mathbb{R}^+} e^{-\lambda^2 v z} \cos(\lambda v x) a_i(x) b_i(z) dx dz. \quad (4.15)$$

Hence our integral can be written as a product of two independent integrals:

$$(\mathcal{J}(\lambda))_i = \int_{\mathbb{R}} \cos(\lambda v x) a_i(x) dx \int_{\mathbb{R}^+} e^{-\lambda^2 v z} b_i(z) dz. \quad (4.16)$$

From (4.7) and (4.8), we remark that each integral is the sum of two terms:

$$\int_{\mathbb{R}} \cos(\lambda v x) a_i(x) dx = a_i^+ + a_i^-, \quad (4.17)$$

$$\int_{\mathbb{R}^+} e^{-\lambda^2 v z} b_i(z) dz = b_i^+ + b_i^-, \quad (4.18)$$

where:

$$a_i^+ = \int_{x_i}^{x_i + \delta x} \cos(\lambda v x) ((x_i + \delta x) - x) dx, \quad (4.19)$$

$$b_i^+ = \int_{z_i}^{z_i + \delta z} e^{-\lambda^2 v z} ((z_i + \delta z) - z) dz, \quad (4.20)$$

$$a_i^- = \int_{x_i - \delta x}^{x_i} \cos(\lambda v x) (x - (x_i - \delta x)) dx, \quad (4.21)$$

$$b_i^- = \int_{z_i - \delta z}^{z_i} e^{-\lambda^2 v z} (z - (z_i - \delta z)) dz. \quad (4.22)$$

Hence our vector $\mathcal{J}(\lambda)$ writes:

$$(\mathcal{J}(\lambda))_i = \frac{1}{\delta x \delta z} (a_i^+ + a_i^-) (b_i^+ + b_i^-). \quad (4.23)$$

Elementary yet tedious calculations give us the values for the integrals a_i^+ , b_i^+ , a_i^- and b_i^- :

$$a_i^+ = \frac{1}{v^2\lambda^3} \left\{ -\delta x \sin(\lambda v x_i) + \frac{1}{\lambda v} (\cos(\lambda v x_i) - \cos(\lambda v(x_i + \delta x))) \right\}, \quad (4.24)$$

$$b_i^+ = \frac{1}{v^2\lambda^3} \left\{ \delta z e^{-\lambda^2 v z_i} - \frac{1}{\lambda^2 v} (e^{-\lambda^2 v z_i} - e^{-\lambda^2 v(z_i + \delta z)}) \right\}, \quad (4.25)$$

$$a_i^- = \frac{1}{v^2\lambda^3} \left\{ \delta x \sin(\lambda v x_i) + \frac{1}{\lambda v} (\cos(\lambda v x_i) - \cos(\lambda v(x_i - \delta x))) \right\}, \quad (4.26)$$

$$b_i^- = \frac{1}{v^2\lambda^3} \left\{ -\delta z e^{-\lambda^2 v z_i} - \frac{1}{\lambda^2 v} (e^{-\lambda^2 v z_i} - e^{-\lambda^2 v(z_i - \delta z)}) \right\}. \quad (4.27)$$

Moreover, $b_i^- = 0$ if $z_i = 0$.

Let us now describe the method employed to approximate the integral with respect to λ which appears in (4.13). In [34], Tarafder *et. al.* described an efficient method in order to compute this integral. In order to get rid of the singular term for $\lambda = 1$, the integral is transformed in the following manner:

$$M_w = \int_1^\Lambda \mathcal{J}(\lambda) \mathcal{J}(\lambda)^t \frac{\lambda^4}{\sqrt{\lambda^2 - 1}} d\lambda \quad (4.28)$$

$$= \int_1^2 \mathcal{J}(\lambda) \mathcal{J}(\lambda)^t \frac{\lambda^4}{\sqrt{\lambda^2 - 1}} d\lambda + \int_2^\Lambda \mathcal{J}(\lambda) \mathcal{J}(\lambda)^t \frac{\lambda^4}{\sqrt{\lambda^2 - 1}} d\lambda \quad (4.29)$$

$$= \mathcal{J}(1) \mathcal{J}(1)^t \int_1^2 \frac{1}{\sqrt{\lambda^2 - 1}} d\lambda + \int_1^2 \frac{\lambda^4 \mathcal{J}(\lambda) \mathcal{J}(\lambda)^t - \mathcal{J}(1) \mathcal{J}(1)^t}{\sqrt{\lambda^2 - 1}} d\lambda + \int_2^\Lambda \mathcal{J}(\lambda) \mathcal{J}(\lambda)^t \frac{\lambda^4}{\sqrt{\lambda^2 - 1}} d\lambda \quad (4.30)$$

The first integral can be computed explicitly:

$$\mathcal{J}(1) \mathcal{J}(1)^t \int_1^2 \frac{1}{\sqrt{\lambda^2 - 1}} d\lambda = \ln(2 + \sqrt{3}) \mathcal{J}(1) \mathcal{J}(1)^t. \quad (4.31)$$

The second integral, which is not singular anymore, is computed with a second order midpoint approximation formula:

$$\int_1^2 \frac{\lambda^4 \mathcal{J}(\lambda) \mathcal{J}(\lambda)^t - \mathcal{J}(1) \mathcal{J}(1)^t}{\sqrt{\lambda^2 - 1}} d\lambda \approx \sum_{i=1}^{N_0} \frac{\lambda_{i,0}^4 \mathcal{J}(\lambda_{i,0}) \mathcal{J}(\lambda_{i,0})^t - \mathcal{J}(1) \mathcal{J}(1)^t}{\sqrt{\lambda_{i,0}^2 - 1}} \delta\lambda_0, \quad (4.32)$$

where $\delta\lambda_0 = 1/N_0$ and $\lambda_{i,0} = 1 + (i + \frac{1}{2}) \delta\lambda_0$ (for $i = 1, \dots, N_1$). Thanks to the exponential decay of $\mathcal{J}(\lambda)$ when $z_i > 0$ and $z_i - \delta z > 0$ (see (4.24)-(4.27)), the function under the third integral has an exponential decay for most values of z . Therefore, the third integral is cut in intervals of exponentially growing lengths (we set $\Lambda = 2^{K_\Lambda}$):

$$\int_2^\Lambda \mathcal{J}(\lambda) \mathcal{J}(\lambda)^t \frac{\lambda^4}{\sqrt{\lambda^2 - 1}} d\lambda = \sum_{k=1}^{K_\Lambda - 1} \int_{2^k}^{2^{k+1}} \mathcal{J}(\lambda) \mathcal{J}(\lambda)^t \frac{\lambda^4}{\sqrt{\lambda^2 - 1}} d\lambda \quad (4.33)$$

On each interval, the integral is computed with a second order midpoint approximation formula:

$$\int_{2^k}^{2^{k+1}} \mathcal{J}(\lambda) \mathcal{J}(\lambda)^t \frac{\lambda^4}{\sqrt{\lambda^2 - 1}} d\lambda \approx \sum_{i=1}^{N_k} \mathcal{J}(\lambda_{i,k}) \mathcal{J}(\lambda_{i,k})^t \frac{\lambda_{i,k}^4}{\sqrt{\lambda_{i,k}^2 - 1}} \delta\lambda_k, \quad (4.34)$$

where: $\delta\lambda_k = \frac{2^k}{N_k}$, and $\lambda_{i,k} = 2^k + (i + \frac{1}{2})\delta\lambda_k$ for $i = 1, \dots, N_k$.

Remark 4.1. The integration method with respect to λ described above preserves the positivity of the operator M_w . From (4.31), (4.32) and (4.34), the approximation of M_w can be written as:

$$M_w = \omega_0 \mathcal{J}(1) \mathcal{J}(1)^t + \sum_{j=1}^{J^*} \omega_j \mathcal{J}(\lambda_j) \mathcal{J}(\lambda_j)^t \quad (4.35)$$

where the sequence (λ_j) contains all the midpoints $\lambda_{i,k}$ described above. It is clear by construction that $\omega_j > 0$ for $j \geq 1$. For ω_0 , the matter is less obvious, and the positivity is a consequence of the choice we made for the numerical method of integration. The coefficient ω_0 reads

$$\omega_0 = \ln(2 + \sqrt{3}) - \sum_{i=1}^{N_0} \frac{\delta\lambda_0}{\sqrt{\lambda_{i,0}^2 - 1}} \quad (4.36)$$

The first term of this difference is the exact integral, and the second term is the approximate integral. When we deal with the integral of convex functions, the approximate integral computed with the midpoint approximation is always lower than the exact integral. Since $\lambda \rightarrow \frac{1}{\sqrt{\lambda^2 - 1}}$ is convex for $\lambda > 1$, we have $\omega_0 > 0$. Hence, M_w is positive (semi-definite, see Figure 3).

4.3. Approximation of the viscous resistance. Let us give the expression of the additional “viscous drag” term when f is given by (4.9):

$$\int_{\Omega} |\nabla f|^2 = (\nabla f, \nabla f)_{L^2} \quad (4.37)$$

$$= \left(\sum_{i=1}^N f_i \nabla e_i, \sum_{i=1}^N f_i \nabla e_i \right)_{L^2} \quad (4.38)$$

$$= \sum_{i,j=1}^N f_i f_j (\nabla e_i, \nabla e_j)_{L^2} \quad (4.39)$$

The computation of the matrix $M_d = (\nabla e_i, \nabla e_j)_{L^2}$ is standard [20]. This matrix is nondiagonal, symmetric positive definite.

4.4. Method of optimization. From (4.12) and (4.39), we can recast the optimization problem as finding F^* which solves

$$F^* = \operatorname{argmin}_{F \in K_{\tilde{V}}} \left\{ F^t \left(\frac{4\rho g v^3}{\pi} M_w + \varepsilon M_d \right) F \right\}, \quad (4.40)$$

where

$$K_{\tilde{V}} = \left\{ F = (f_i)_{1 \leq i \leq N} \in \mathbb{R}^N : F \geq 0 \quad \text{and} \quad \sum_{i=1}^{N_{int}} f_i + \frac{1}{2} \sum_{i=N_{int}+1}^N f_i = \tilde{V} \right\}. \quad (4.41)$$

This problem can be reformulated as finding the saddle point $(F^*, \lambda_1^*, \lambda_2^*) \in \mathbb{R}^N \times (\mathbb{R}_-)^N \times \mathbb{R}$ for the following Lagrangian:

$$\mathcal{L}(F, \lambda_1, \lambda_2) = F^t \left(\frac{4\rho g v^3}{\pi} M_w + \varepsilon M_d \right) F + \lambda_1^t F + \left(\sum_{i=1}^N \alpha_i f_i - \tilde{V} \right) \lambda_2, \quad (4.42)$$

where $\alpha_i = 1$ for $i \in \{1, \dots, N_{int}\}$ and $\alpha_i = 1/2$ otherwise.

The method we used in order to find this saddle point is the Uzawa algorithm [5]. Given $(F^n, \lambda_1^n, \lambda_2^n)$, we find $(F^{n+1}, \lambda_1^{n+1}, \lambda_2^{n+1})$ in the following manner:

- First, we obtain F^{n+1} by minimizing $\mathcal{L}(F, \lambda_1^n, \lambda_2^n)$ with respect to F in \mathbb{R}^N , which is equivalent to:

$$F^{n+1} = \left(\left(\frac{4\rho g v^3}{\pi} M_w + \varepsilon M_d \right)^{-1} (\lambda_1^n + \lambda_2^n) \right), \quad (4.43)$$

- then we iterate on the Lagrange multipliers with:

$$\lambda_1^{n+1} = \mathbb{P}_{(\mathbb{R}_-)^N} (\lambda_1^n + \delta r_1 F), \quad (4.44)$$

$$\lambda_2^{n+1} = \lambda_2^n + \delta r_2 \left(\sum_{i=1}^N \alpha_i f_i - \tilde{V} \right), \quad (4.45)$$

where $\mathbb{P}_{(\mathbb{R}_-)^N}$ denotes the projection on $(\mathbb{R}_-)^N$, δr_1 and δr_2 are steps that have to be taken small enough in order to insure convergence, and large enough in order to insure fast convergence.

When this algorithm has converged (*i.e.* $(F^{n+1} - F^n, \lambda_1^{n+1} - \lambda_1^n, \lambda_2^{n+1} - \lambda_2^n)$ small enough for some norm), the saddle point is reached.

5. NUMERICAL RESULTS AND THEIR INTERPRETATION

In this section, we perform hull optimization with the method described above. We first describe the necessity of adding a coercive term in our optimization criterion, and then we give some optimized hulls obtained for moderate Froude numbers.

We used the following set of parameters, which could correspond to an experiment in a towing basin: $\rho = 1000 \text{ kg} \cdot \text{m}^{-3}$, $g = 9.81 \text{ m} \cdot \text{s}^{-2}$, $L = 2 \text{ m}$, $T = 20 \text{ cm}$, $V = 0.03 \text{ m}^3$.

The space discretization parameters are $N_x = 100$ and $N_z = 20$ (except in Figure 3 where $N_x = 100$ and $N_z = 30$). These values are taken as a compromise between the computational cost and the accuracy we seek. We remark that since M_w is obtained as the product of two vectors with $N_x \times N_z$ entries, this matrix is a full matrix with $(N_x \times N_z)^2$ non-zero entries. this means that the memory cost is $O((N_x \times N_z)^2)$ (instead of $O(N_x \times N_z)$ for a sparse problem).

We remind that $\tilde{V} = V/(\delta x \delta z)$ with $\delta x = L/N_x$ and $\delta z = T/N_z$. The parameters $N_0, \dots, N_{K_\Lambda}$ used in the numerical integration (see (4.32)-(4.34)) are all equal to 80. The integer K_Λ is determined by a stopping criterion (K_Λ is generally around 10).

The velocity is given by the length Froude number:

$$Fr = \frac{U}{\sqrt{gL}}, \quad (5.1)$$

and we remind that in our notations, $v = g/U^2$. Our Q^1 discretized wave resistance formula (4.12) has been validated by comparison to some tabulated results obtained by Kirsch [17] for a hull of longitudinal parabolic shape with a rectangular cross-section (rectangular Wigley hull). We used the `Scilab` software for the computations and the `Matlab`² software for the figures.

5.1. Degenerate nature of the wave resistance criterion for optimization.

5.1.1. *Letting ε tend to 0.* Let us examine the numerical results of the optimization problem:

$$F^* = \operatorname{argmin}_{F \in K_{\bar{v}}} \left\{ F^t \left(\frac{4\rho g v^3}{\pi} M_w + \varepsilon M_d \right) F \right\}, \quad (5.2)$$

for smaller and smaller values of ε , with $Fr = 1$. In Figure 1 we notice that, as ε gets small (ε is expressed in Pa), the optimized hull does not seem to converge towards a limit. In fact most of the hull's volume tends to accumulate on the edges of the domain boundaries, where $f = 0$ is imposed.

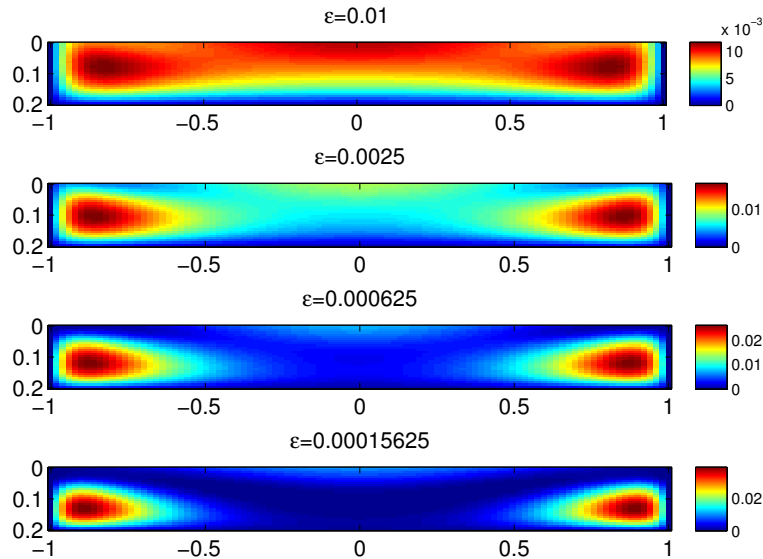


FIGURE 1. Color maps of the optimized hull function $f(x, z)$ for smaller and smaller values of ε .

Note that this phenomenon is very similar to a boundary layer phenomenon. Let us take the characteristic width of the boundary layer as the distance between the left border of the domain and the center of mass (\bar{x}, \bar{y}) of the half hull.

²<http://www.mathworks.fr/>

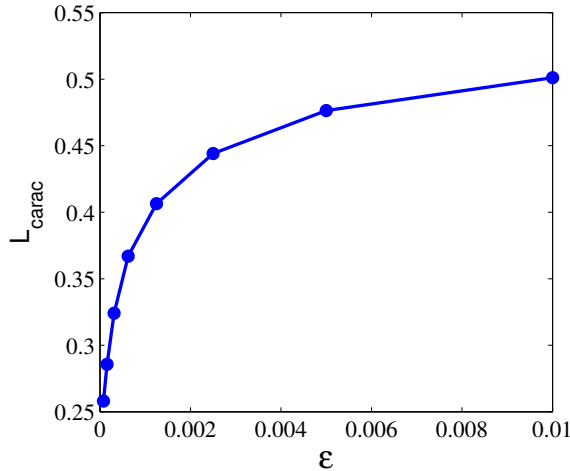


FIGURE 2. Characteristic width of the boundary layer as a function of ε .

The characteristic width of the boundary layer (see Figure 2) seems to fit a law of the type

$$L_{carac}(\varepsilon) \sim \varepsilon^{0.15}. \tag{5.3}$$

This phenomenon suggests that the optimization problem $\mathcal{P}^{\Lambda, \varepsilon}$ is ill-posed when $\varepsilon = 0$.

Remark 5.1. In finite dimension, the problem

$$F^* \in \operatorname{argmin}_{F \in K_{\tilde{V}}} F^t M_w F$$

has at least one solution, because $K_{\tilde{V}}$, being a simplex, is a compact subset of \mathbb{R}^N . The existence of such a solution is due to the discretization.

5.1.2. *About the eigenvalues of M_w (numerics).* Let us consider once again (for a fixed $v > 0$) the operator $f \mapsto T_f(v, \cdot)$ (see (2.5)) which appears in the definition of $R^\Lambda(v, f)$ (2.9). We have seen that T_f is not invertible (cf. (3.9)). This (linear) operator transforms a function of two variables, $f(x, z)$, into a function of one variable, λ . Roughly speaking, we “loose” one dimension in the process, and this is the reason why the wave resistance R^Λ alone is not suited for minimization.

This is confirmed by numerical computation of the eigenvalues of the matrix M_w (see Figure 3, where the Froude number is equal to 1). Since M_w is symmetric, up to a change of orthonormal basis, M_w is equal to a diagonal matrix formed with its eigenvalues. Recall now that M_w represents (up to a constant factor) the restriction of R^Λ to the space V^h (we omit here the fact that M_w contains only the cosin term). In Figure 3, $N_x = 100$ and $N_z = 30$, so there are $N \approx 3000$ degrees of freedom, but there are less than 200 positive eigenvalues (for an index $i \geq 200$, the eigenvalue satisfies $|\lambda_i| < 10^{-15}$, which is the double precision accuracy; for $i \geq 1600$, we have $\lambda_i = 0$ up to computer accuracy, so that λ_i is not represented in the logarithmic scale). Corollary 5.3 below provides a theoretical lower bound ($N_x - 1 = 99$) concerning the number of positive eigenvalues.

In other words, Figure 3 shows that only a few degrees of freedom are necessary in order to minimize efficiently the wave resistance. In such a case, existence of

a solution to the minimum wave resistance problem is a consequence of the discretization (see Remark 5.1). This is an approach that has been used by many authors [6, 8, 10, 12, 13, 18, 22, 28, 35]. In contrast, with our approach, we do not need to impose “a priori” the set of parameters: the interesting degrees of freedom are selected when minimizing the total resistance.

5.1.3. About the eigenvalues of M_w (analysis).

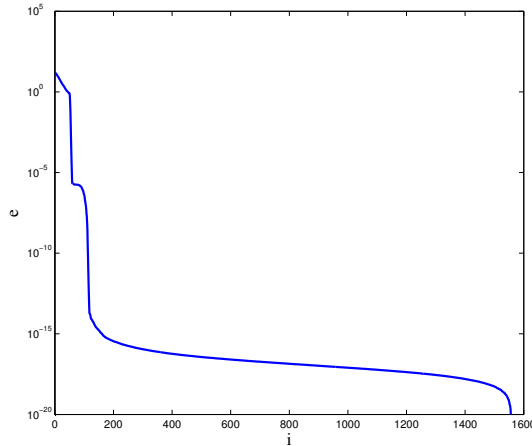


FIGURE 3. Eigenvalues of M_w

Here, we provide a theoretical lower bound for the number of positive eigenvalues. First, we notice that the operator T_f can be seen as the composition of a Fourier transform in x by a modified Laplace transform in z . More precisely, for $\varphi \in L^1(\mathbb{R})$, let

$$\mathcal{F}_x(\varphi)(\xi) := \int_{\mathbb{R}} e^{-i\xi x} \varphi(x) dx \quad (\xi \in \mathbb{R})$$

be the Fourier transform of φ , and for $\chi \in L^1(\mathbb{R}_+)$, let

$$\mathcal{L}_z(\chi)(s) := \int_{\mathbb{R}_+} e^{-sz} \chi(z) dz$$

be the Laplace transform of χ , which is defined for all $s \in \mathbb{C}$ such that $\Re(s) \geq 0$. If $f(x, z) = \varphi(x)\chi(z)$ with $\varphi \in L^1(\mathbb{R})$ and $\chi \in L^1(\mathbb{R}_+)$, then for all $v > 0$,

$$T_f(v, \lambda) = \mathcal{F}_x(\varphi')(\lambda v) \mathcal{L}_z(\chi)(\lambda^2 v) \quad \forall \lambda \in \mathbb{R}. \quad (5.4)$$

As a consequence, we have:

Proposition 5.2. *Assume that $f \in H$ can be written $f(x, z) = \varphi(x)\chi(z)$ with $\varphi \in H_0^1(-L/2, L/2)$ and $\chi \in H^1(0, T)$. If $f \neq 0$, then for all $v > 0$, the function $\lambda \rightarrow T_f(v, \lambda)$ is real analytic on \mathbb{R} and not identically zero.*

Proof. Since $\varphi' \in L^1(-L/2, L/2)$, and since the kernel $(x, \xi) \mapsto e^{-i\xi x}$ is holomorphic with respect to $\xi \in \mathbb{R}$ and uniformly bounded for ξ in a compact subset of \mathbb{C} and $x \in [-L/2, L/2]$, by standard results, the Fourier transform $\xi \mapsto \mathcal{F}_x(\varphi')(\xi)$ is holomorphic

on \mathbb{C} (where φ' is extended by 0 on \mathbb{R}). The assumptions on f and φ imply that $\varphi' \neq 0$; by injectivity of the Fourier transform on $L^1(\mathbb{R})$, we have $\mathcal{F}_x(\varphi') \neq 0$. Similarly, the Laplace transform $s \mapsto \mathcal{L}_z(\chi)(s)$ is holomorphic on \mathbb{C} . If $\chi \in H^1(0, T)$, then χ is absolutely continuous on $[0, T]$, and an inversion formula holds [2]. Thus, since $\chi \neq 0$ (by assumption), we have $\mathcal{L}_z(\chi) \neq 0$. By analyticity, $\mathcal{F}_x(\varphi')$ and $\mathcal{L}_z(\chi)$ have isolated roots. The conclusion follows from (5.4). \square

When R^Λ is defined by a numerical integration of the form (2.8), with nodes $1 \leq \lambda_1 < \dots < \lambda_{K^*} \leq \Lambda$, the maximum stepsize of the subdivision (λ_k) is defined by

$$\delta\lambda_{max} = \max_{0 \leq k \leq K^*} (\lambda_{k+1} - \lambda_k),$$

where we have set $\lambda_0 = 1$ and $\lambda_{K^*+1} = \Lambda$. Recall that V^h , introduced in Section 4.1, is the finite dimensional subspace of H obtained by the conforming Q^1 discretization. Let $v > 0$ be fixed. We can state:

Corollary 5.3. *If R^Λ is defined by the integral formula (2.7), or by a numerical integration (2.8) where the maximum stepsize is taken sufficiently small, there exists a subspace $W^h \subset V^h$ which has a dimension greater than or equal to $\max\{N_x, N_z\} - 1$ and such that $R^\Lambda(v, f) > 0$ for all $f \in W^h \setminus \{0\}$.*

Proof. We assume that $N_x \geq N_z$ (otherwise we exchange the roles of x and z). We also assume (by changing the indexing if needed) that the hat-functions e_1, \dots, e_{N_x-1} are associated to the first line of interior nodes (x_i, z_1) with $x_i = -L/2 + i\delta x$ ($i = 1, \dots, N_x - 1$), $z_1 = T - \delta z$. Every e_i can be written

$$e_i(x, z) = \varphi_i(x)\chi_1(z) \quad (5.5)$$

where

$$\varphi_i(x) = \hat{\varphi}\left(\frac{x - x_i}{\delta x}\right), \quad \chi_1(z) = \hat{\varphi}\left(\frac{z - z_1}{\delta z}\right), \quad \hat{\varphi}(s) = \begin{cases} 1 + s & \text{if } s \in [-1, 0], \\ 1 - s & \text{if } s \in [0, 1], \\ 0 & \text{otherwise.} \end{cases}$$

Let W^h be the subspace of V^h generated by $\{e_1, \dots, e_{N_x-1}\}$, and let $f \in W^h \setminus \{0\}$, i.e. $f(x, z) = \sum_{i=1}^{N_x-1} \alpha_i e_i(x, z)$ with $(\alpha_1, \dots, \alpha_{N_x-1}) \neq (0, \dots, 0)$. By (5.5),

$$f(x, z) = \left(\sum_{i=1}^{N_x-1} \alpha_i \varphi_i(x) \right) \chi_1(z) = \varphi(x)\chi_1(z), \quad (5.6)$$

where $\varphi \in H_0^1(-L/2, L/2)$, $\chi_1 \in H^1(0, T)$. Using Proposition 5.2, we see that $\lambda \mapsto T_f(v, \lambda)$ is real analytic on \mathbb{R} and not identically zero. Thus, if R^Λ is defined by the integral formula (2.7), $R^\Lambda(v, f) > 0$.

Next, assume that R^Λ is defined by a numerical integration such as (2.8). We claim that if the maximum stepsize is sufficiently small, then $R^\Lambda(v, f) > 0$ for all $f \in W^h \setminus \{0\}$. Otherwise, there exist a sequence of subdivisions $1 \leq \lambda_1^n < \dots < \lambda_{K^n}^n \leq \Lambda$ with maximum stepsize $\delta\lambda_{max}^n \rightarrow 0$ and $f^n = \sum_{i=1}^{N_x-1} \alpha_i^n e_i \in W^h \setminus \{0\}$ such that

$$R^\Lambda(v, f^n) = 0 \iff T_{f^n}(v, \lambda_k^n) = 0 \quad \forall k \in \{1, \dots, K^n\}. \quad (5.7)$$

Denote $\alpha^n = (\alpha_1^n, \dots, \alpha_{N_x-1}^n)$, and

$$\|\alpha^n\|_\infty = \max_{1 \leq i \leq N_x-1} |\alpha_i^n|.$$

Replacing α^n by $\alpha^n/\|\alpha^n\|_\infty$ if necessary, we may assume that $\|\alpha^n\|_\infty = 1$. Thus, up to a subsequence, $\alpha^n \rightarrow \alpha$ in \mathbb{R}^{N_x-1} , with $\|\alpha\|_\infty = 1$. The sequence of functions f^n tends in W^h to a function $f = \sum_{i=1}^{N_x-1} \alpha_i e_i \neq 0$, which can be represented as in (5.6). Using Proposition 5.2 again, we obtain that $\lambda \mapsto T_f(v, \lambda)$ is an analytic function with isolated zeros in $[1, \Lambda]$. On the other hand, passing to the limit in (5.7) shows that $\lambda \mapsto T_f(v, \lambda)$ is identically equal to 0 on $[1, \Lambda]$, yielding a contradiction. The claim is proved. \square

5.2. Optimization with respect to the wave and viscous drag resistance.

In this section we examine the influence of the velocity on the optimization problem (5.2) for:

$$\varepsilon = \frac{1}{2}\rho C_w U^2, \quad (5.8)$$

with a fixed value for the effective viscous drag coefficient: $C_w = 10^{-2}$, which is a rather realistic value when considering a streamlined body. Note that all the results described below depend on the choice C_w , and the bounds of the different regimes described with respect to the Froude number may be affected if C_w is changed. When the Froude number (see (5.1)) is large, or when the Froude number is low (in our case $Fr \leq 0.1$ or $Fr \geq 2$) we observe that the optimized shapes we obtain are very similar, and seem to essentially minimize the surface area of the hull (see Figure 4). For large Froude numbers, the reason is that the wave resistance (which goes to 0 as Fr goes to infinity) is significantly smaller than the viscous resistance, and hence the optimal hull is close to the optimal hull for the viscous drag resistance, which depends mainly on the surface area and Fr^2 . For low Froude numbers, the reason is not so clear, but in this case, our theoretical resistance is not a good approximation of the real resistance, due to the limitations of Michell's wave resistance at low Froude numbers [6]).

In the intermediate regimes (here $Fr \in [0.1, 1]$) in which the wave resistance is non-negligible, we observe various hull shapes depending on the length Froude number (see Figure 5). Here, for Fr close to 0.6 we observe that the optimal hull features a bulbous bow, very similar to the ones that are usually designed for large sea ships [14]. For $Fr \in [1, 2]$ the optimized hull varies continuously from a form presenting a small bulbous bow to a shape where the wave resistance is negligible.

Note that this bulbous bow appears for Froude numbers values that usually produce the largest wave resistance for a standard hull such as the Wigley hull (see Figure 7, plain line). In Figures 6-7, we observe that the optimized hull for a given velocity is not optimal for every velocities. A Wigley hull can be a better solution for some values of Fr . For the comparison, we have used here a Wigley hull with a parabolic cross section, i.e.

$$f(x, z) = \frac{B}{2} \left(1 - \frac{4x^2}{L^2}\right) \left(1 - \frac{z^2}{T^2}\right),$$

where B is such that

$$V = \int_{-L/2}^{L/2} \int_0^T f(x, z) dx dz = \frac{2}{9} B L T = 0.03 \text{m}^3.$$

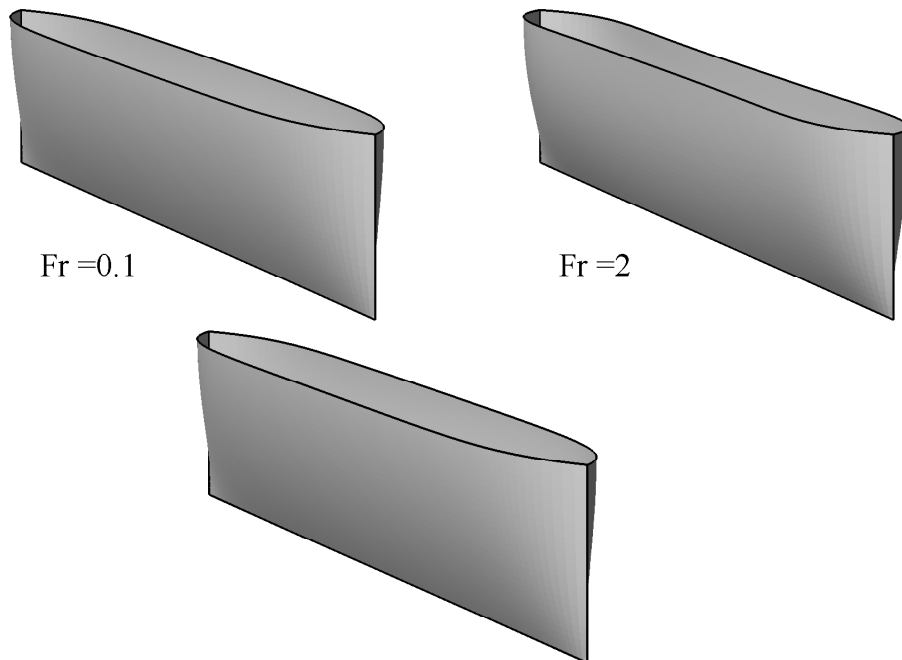


FIGURE 4. Top row: ship hull optimization for high and low Froude numbers. Bottom figure: ship hull optimization without wave resistance (optimization of the viscous drag).

6. CONCLUSION AND PERSPECTIVES

In this paper we presented both a theoretical and numerical framework for the optimization of ship hull in the case of unrestricted water, in which the Mitchell's integral is valid for the prediction of the wave resistance. We have shown the well-posedness of the problem when adding a regularising term that can be interpreted physically as a model of viscous resistance. Some numerical calculations have shown some features predicted in the theoretical work such as the most-likely ill-posedness of the optimization problem when considering only the wave resistance as our objective function and the fact that one could reduce the number of degrees of freedom in our problem by working on the (smaller) space of hulls that produce a non-zero wave resistance (although an expression of a basis of this space seems a non-trivial). Further numerical calculations have shown some common features of ship design such as the use of a bulbous bow to reduce the wave resistance.

ACKNOWLEDGEMENTS

The authors are thankful to the “Action Concertée Incitative: Résistance de vagues (2013-2014) of the University of Poitiers and to the “Mission Interdisciplinaire

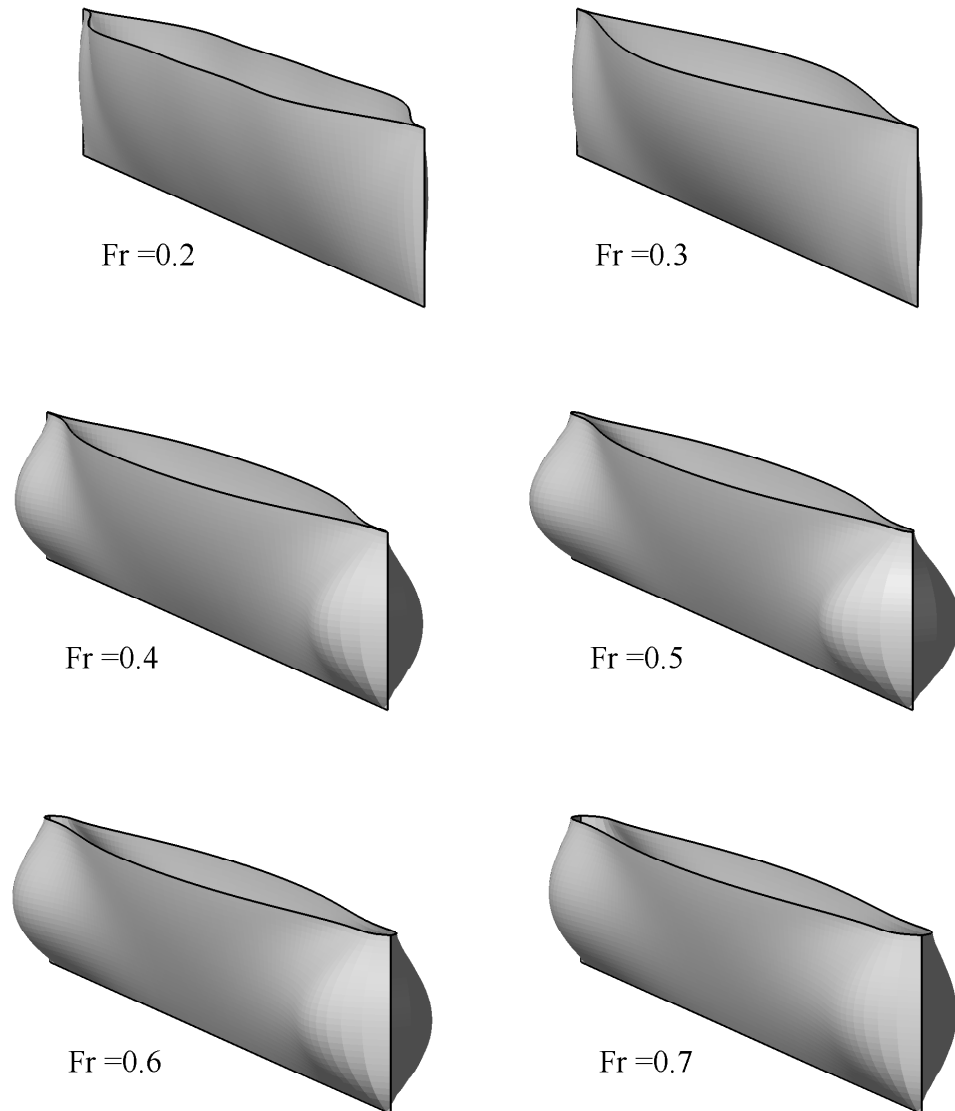


FIGURE 5. Ship hull optimization for moderate Froude numbers.

of the CNRS (2013)” for financial support. The authors also acknowledge the group “Phydromat” for stimulating discussions.

REFERENCES

- [1] R. A. Adams, “Sobolev spaces,” Pure and Applied Mathematics, Vol. 65, Academic Press, New York-London, 1975.
- [2] R. Bellman and K. L. Cooke, “Differential-difference equations,” Academic Press, New York, 1963.
- [3] A. Braides, “ Γ -convergence for beginners,” Oxford Lecture Series in Mathematics and its Applications, Vol. 22, Oxford University Press, Oxford, 2002.

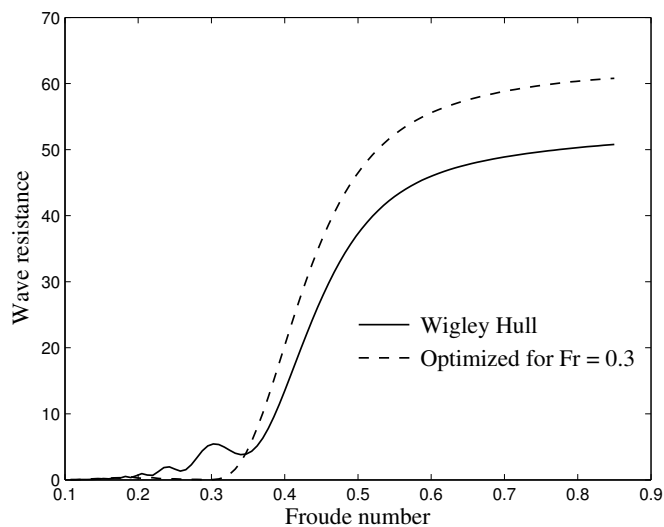


FIGURE 6. Comparison with a Wigley hull

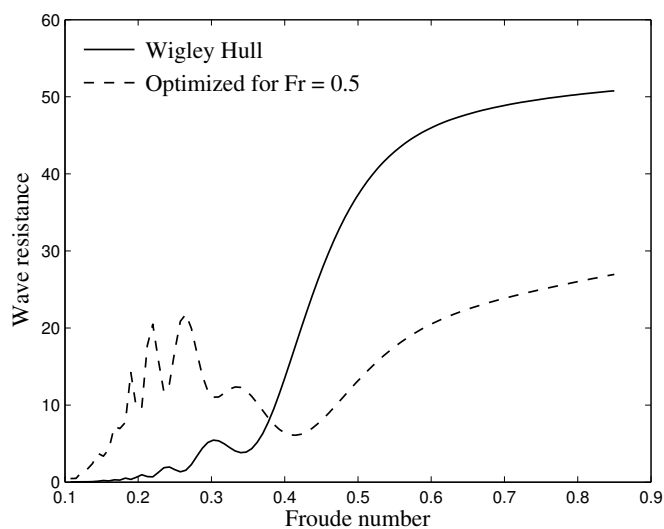


FIGURE 7. Comparison with a Wigley hull

- [4] H. Brezis, "Analyse fonctionnelle. Théorie et applications," Masson, Paris, 1983.
- [5] P. G. Ciarlet, "Introduction à l'analyse numérique matricielle et l'optimisation," Collection Mathématiques Appliquées pour la Matrise, Masson, Paris, 1982.
- [6] A. Sh. Gotman, *Study of Michell's integral and influence of viscosity and ship hull form on wave resistance*, Oceanic Engineering International, **6** (2002), 74–115.
- [7] P. Grisvard, "Elliptic problems in nonsmooth domains," Monographs and Studies in Mathematics, Vol. 24, Pitman, Boston, MA, 1985.
- [8] R. Guilloton, *Further notes on the theoretical calculation of wave profiles, and of the resistance of hulls*, Transactions of the Institution of Naval Architects, **88** (1946).
- [9] T. H. Havelock, *The theory of wave resistance*, Proc. R. Soc. Lond. A, **132** (1932).

- [10] M. Higuchi and H. Maruo, *Fundamental studies on ship hull form design by means of non-linear programming (First report: application of Michell's theory)*, J. of Society of Naval Architects of Japan, **145** (1979).
- [11] K. Hochkirch and V. Bertram, *Hull optimization for fuel efficiency. Past, present and future*, 13th International Conference on Computer Applications and Information Technology in the Maritime Industries, 2012.
- [12] C.-C. Hsiung, *Optimal Ship Forms for Minimum Wave Resistance*, Journal of Ship Research, **25** (1981), n. 2.
- [13] C.-C. Hsiung and D. Shenyyan, *Optimal ship forms for minimum total resistance*, Journal of Ship Research, **28** (1984), n. 3, 163–172.
- [14] T. Inui, “Investigation of bulbous bow design for “Mariner” cargo ship”, Final Report, University of Michigan, Ann Arbor, 1964.
- [15] Lord Kelvin, *On ship waves*, Proc. of the Inst. of Mech. Engineers, **38** (1887), n. 1, 409–434.
- [16] D. Kinderlehrer and G. Stampacchia, “An introduction to variational inequalities and their applications,” Pure and Applied Mathematics, Vol. 88, Academic Press, Inc., New York-London, 1980.
- [17] M. Kirsch, *Shallow water and channel effects on wave resistance*, Journal of Ship Research, **10** (1966), 164–181.
- [18] A. A. Kostyukov, “Theory of ship waves and wave resistance,” Effective Communications Inc., Iowa City, Iowa, 1968.
- [19] Z. Lian-en, *Optimal ship forms for minimal total resistance in shallow water*, Schriftenreihe Schiffbau, **445** (1984), 1–60.
- [20] B. Lucquin, “Équations aux dérivées partielles et leurs approximations,” Ellipses, Paris, 2004.
- [21] H. Maruo and M. Bessho, *Ships of minimum wave resistance*, J. Zosen Kiokai, **114** (1963), 9–23.
- [22] J. P. Michalski, A. Pramila and S. Virtanen, *Creation of Ship Body Form with Minimum Theoretical Resistance Using Finite Element Method*, in Numerical Techniques for Engineering Analysis and Design, Springer Netherlands (1987), 263–270.
- [23] J. H. Michell *The wave resistance of a ship*, Philosophical Magazine, London, England, **45** (1898), 106–123.
- [24] F. C. Michelsen, “Wave resistance solution of Michell’s integral for polynomial ship forms,” Doctoral Dissertation, The University of Michigan, 1960.
- [25] B. Mohammadi and O. Pironneau, “Applied shape optimization for fluids,” Second edition, Numerical Mathematics and Scientific Computation, Oxford University Press, Oxford, 2010.
- [26] A.F. Molland, S. R. Turnock and D.A. Hudson, D.A., “Ship resistance and propulsion: practical estimation of ship propulsive power,” Cambridge University Press, Cambridge, 2011.
- [27] D.-W. Park and H.-J. Choi, *Hydrodynamic Hull form design using an optimization technique*, International Journal of Ocean System Engineering, **3** (2013), 1–9.
- [28] G.E. Pavlenko, *Ship of minimum resistance*, Transactions of VNITOSS, **II** (1937) n. 3.
- [29] S. Percival, D. Hendrix and F. Noblesse, *Hydrodynamic optimization of ship hull forms*, Hydrodynamic optimization of ship hull forms, **23** (2001) 337–355.
- [30] A. Petrosyan, H. Shahgholian and N. Uraltseva, “Regularity of free boundaries in obstacle-type problems,” Graduate Studies in Mathematics **136**, American Mathematical Society, Providence, RI, 2012.
- [31] G. K. Saha, K. Suzuki and H. Kai, *Hydrodynamic optimization of ship hull forms in shallow water*, J. Mar. Sci. Technol., **9** (2004), 51–62.
- [32] L. N. Sretensky, *On a problem of the minimum in ship theory*, Reports of USSR Academy of Sciences, **3** (1935).
- [33] L. N. Sretensky, *On the wave-making resistance of a ship moving along in a canal*, Phil. Mag. (1936), 1005–1013.
- [34] Md. S. Tarafder, G. M. Khalil and S. M. I. Mahmud, *Computation of wave-making resistance of Wigley hull form using Michell’s integral*, The Institution of Engineers, Malaysia, **68** (2007), 33–40.
- [35] G. Weinblum, *Ein Verfahren zur Auswertung des Wellenwiderstandes vereinfachter Schiffsfornen*, Schiffstechnik, **3** (1956), n. 18.

- [36] B.J. Zhang, K. Ma and Z. S. Ji, *The optimization of the hull form with the minimum wave making resistance based on rankine source method*, Journal of Hydrodynamics, Ser. B, **21** (2009), 277–284.

JULIEN DAMBRINE AND MORGAN PIERRE, UNIVERSITÉ DE POITIERS, LABORATOIRE DE MATHÉMATIQUES ET APPLICATIONS UMR CNRS 7348, TÉLÉPORT 2 - BP 30179, BOULEVARD MARIE ET PIERRE CURIE, 86962 FUTUROSCOPE CHASSENEUIL, FRANCE.

GERMAIN ROUSSEAU, INSTITUT PPRIME UPR 3346, DÉPARTEMENT FLUIDES, THERMIQUE, COMBUSTION, CNRS - UNIVERSITÉ DE POITIERS - ENSMA, SP2MI - TÉLÉPORT 2, 11 BOULEVARD MARIE ET PIERRE CURIE, BP 30179, 86962 FUTUROSCOPE CHASSENEUIL CEDEX, FRANCE.